

Four-Way Braid INSTRUCTIONS



1.

1. Knot together your four pieces of yarn. Push the safety pin through the knot, and clip it somewhere that you can get resistance. This might be to the carpet or to pants.




2.

2. Separate the colors in the same order as you see in the photo.




3.

3. Cross the red strand under the yellow strand.




4.

4. Cross the blue strand under the green strand.




5.

5. Cross the red strand over the green strand.




6.

6. Cross the yellow strand under the green strand.




7.

7. Cross the red strand under the blue strand.



8.

8. Cross the yellow strand over the blue strand.



9.

9. Continue the same pattern until you're about an half an inch from the ends of the pieces of yarn.

10. Tie the four ends together in one knot.



10.